



Gobierno de  
**México**

**Relaciones Exteriores**

Secretaría de Relaciones Exteriores

# Mexico: Where Opportunity Meets Prosperity

---

28 April 2026



**2026**  
año de  
**Margarita  
Maza**

# Index

- I. Investment & Trade
- II. Competitive Advantages
- III. Economic Integration
- IV. Plan Mexico
- V. Incentives and Development Banking



2026  
año de  
Margarita  
Maza

# Overview of Mexico's Economic Strengths



- Mexico ranks as the **13th largest economy globally**, with a GDP of \$2.03 trillion.<sup>1</sup>
- In 2024, global FDI fell by 11% and by 12% in Latin America and the Caribbean. In contrast, **Mexico attracted USD 37 billion, a 2.7% annual increase.**<sup>2</sup> Although the outlook for 2025 had been negative due to uncertainty, in **2025 Mexico attracted a record USD 40.9 billion in FDI, a 10.8% year-on-year increase.**<sup>3</sup>
- **Inflation stood at 3.69% in 2025**, remaining within Mexico's central bank (Banxico) target range of 3% ± 1%.<sup>4</sup> As an **independent institution**, Banxico ensures **stable monetary policy**, fostering investor confidence through transparency and autonomy.
- The IMF highlights Mexico's **robust macroeconomic policies and resilience against global risks.**
- Despite the international context, in **2025 Mexico's international trade in goods totaled 1.32 trillion dollars, a 6% increase compared to 2024.**<sup>5</sup>
- **Pro-investment policies and trade agreements**, such as the Mexico–United States–Canada Agreement (USMCA), bolster Mexico's position as a nearshoring hub. In addition, Mexico has signed 30 Bilateral Investment Treaties (BITs) with 31 countries and maintains 14 Free Trade Agreements (FTAs) providing preferential access to 52 countries.

1/ International Monetary Fund. (2026). *GDP, current prices*. IMF Data Mapper. Retrieved March 17, 2026, from: <https://www.imf.org/external/datamapper/NGDPD@WEO/OEMDC/ADVEC/WEO/WORLD>

2/ United Nations Conference on Trade and Development. (2025). *World Investment Report 2025. International investment in the digital economy*. [https://unctad.org/system/files/official-document/wir2025\\_en.pdf](https://unctad.org/system/files/official-document/wir2025_en.pdf)

3/ Secretaría de Economía. (2026, February 25). *México alcanza cifra histórica de Inversión Extranjera Directa en 2025: 40,871 millones de dólares. Creció un 10.8% anual*. Gobierno de México. <https://www.gob.mx/se/prensa/mexico-alcanza-cifra-historica-de-inversion-extranjera-directa-en-2025-40-871-millones-de-dolares-crecio-un-10-8-anual>

4/ Banco de México. (2026). *Inflación: Índice de precios al consumidor (INPC)*. Sistema de Información Económica. Retrieved March 17, 2026, from: <https://www.banxico.org.mx/SieInternet/consultarDirectorioInternetAction.do?sector=8&idCuadro=CP151&accion=consultarCuadro&locale=es>

5/ Banco de México. (2026). *Cubo de Comercio Exterior: Valor en dólares anual*. Retrieved March 17, 2026, from <https://www.banxico.org.mx/CuboComercioExterior/>





# I. Investment & Trade

---



**2026**  
año de  
**Margarita  
Maza**

# Foreign Direct Investment Trends



- 11th-largest FDI recipient in the world<sup>1</sup>
- 3rd among OECD member countries
- 4th in the Americas
- 2nd in Latin America

Figure 1. Top 10 Countries by Cumulative FDI Inflows to Mexico (January 2006 – September 2025, Million USD)<sup>2</sup>

Country of Origin	Total FDI
United States	\$261,868
Spain	\$60,848
Canada	\$51,251
Japan	\$37,105
Germany	\$36,207
Belgium	\$24,838
Netherlands	\$19,414
United Kingdom	\$15,773
Argentina	\$13,102
France	\$12,725



2026  
año de  
Margarita  
Maza

<sup>1</sup>/ United Nations Conference on Trade and Development. (2025). *World Investment Report 2025. International investment in the digital economy*. [https://unctad.org/system/files/official-document/wir2025\\_en.pdf](https://unctad.org/system/files/official-document/wir2025_en.pdf)  
<sup>2</sup>/ Secretaría de Economía. (2026, March 13). *Inversión Extranjera Directa*. Gobierno de México. Retrieved March 17, 2026, from <https://www.gob.mx/se/acciones-y-programas/competitividad-y-normatividad-inversion-extranjera-directa?state=published>

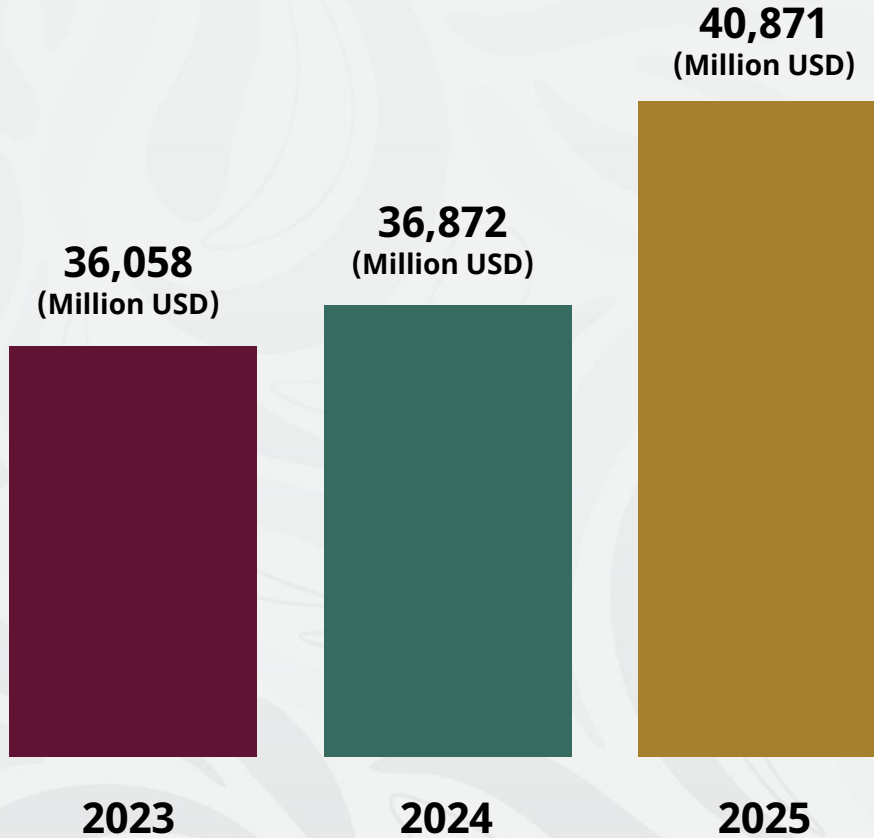
# Foreign Direct Investment Trends



FDI in 2025 increased 10.8% compared to 2024.<sup>2</sup>

In 2024, Mexico captured nearly a quarter of all FDI in Latin America and the Caribbean.<sup>1</sup>

Mexico was the second-largest Mergers & Acquisitions market in Latin America in 2024, concentrating 14% of the transactions.<sup>1</sup>



In 2025 Mexico broke a record in FDI reaching nearly 41 billion dollars. New investments grew 133% compared to 2024.<sup>2</sup>



2026  
año de  
Margarita  
Maza

1/ CEPAL. (2025). *La Inversión Extranjera Directa en América Latina y el Caribe 2025*. <https://repositorio.cepal.org/server/api/core/bitstreams/8bf7c3d9-f2f8-4ee2-a4e5-f4e6096a5879/content>

2/ Secretaría de Economía. (2026, February 25). *México alcanza cifra histórica de Inversión Extranjera Directa en 2025: 40,871 millones de dólares. Creció un 10.8% anual*. Gobierno de México. <https://www.gob.mx/se/prensa/mexico-alcanza-cifra-historica-de-inversion-extranjera-directa-en-2025-40-871-millones-de-dolares-crecio-un-10-8-anual>

# Foreign Direct Investment Trends<sup>1</sup>

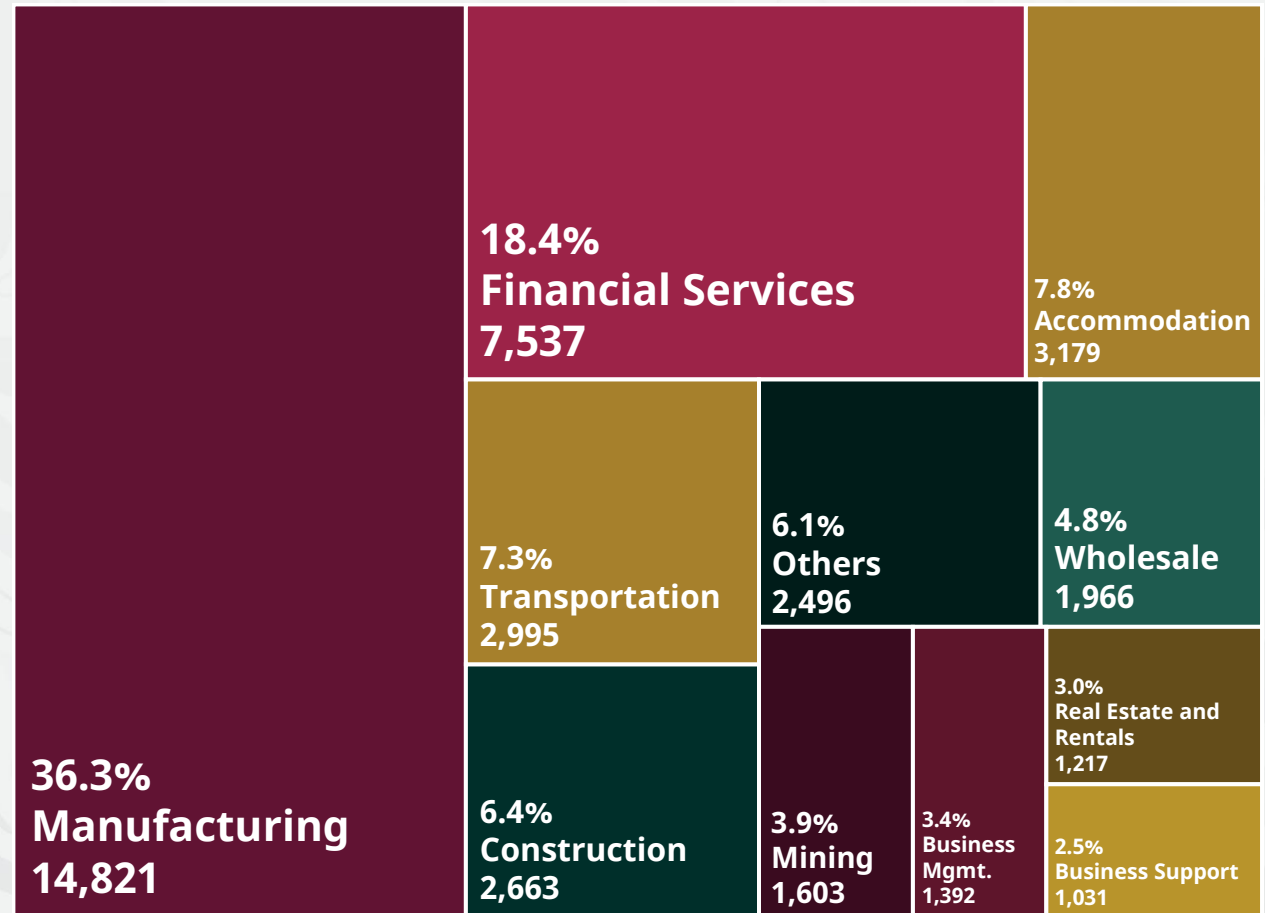
2025, in million current dollars



Mexico is a hub for specialized manufacturing that requires increasing capital as demand grows in its industries, both nationally and internationally.

**36.3% of FDI corresponds to the manufacturing sector, with the following main industries:**

- Transportation equipment (46.0%)
- Computer equipment (7.9%)
- Food industry (7.1%)
- Other industries (6.6%)
- Accessories, electric devices and energy equipment (6.5%)



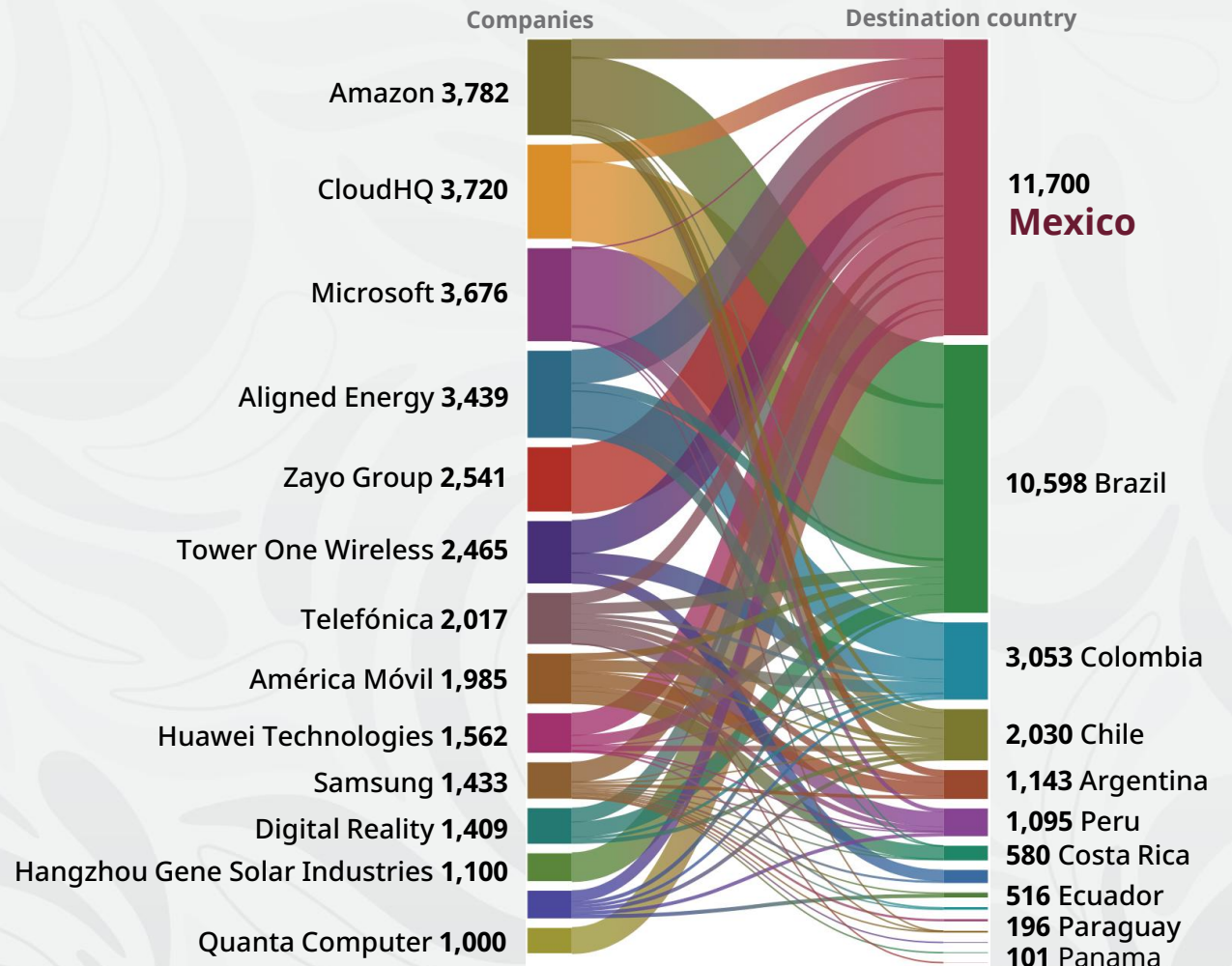
<sup>1/</sup> Secretaría de Economía. (2026, April 10). Informe Estadístico sobre el Comportamiento de la Inversión Extranjera en México (Cuarto trimestre 2025). [https://www.gob.mx/cms/uploads/attachment/file/1070256/Informe\\_IED\\_Congreso\\_4T2025\\_35.pdf](https://www.gob.mx/cms/uploads/attachment/file/1070256/Informe_IED_Congreso_4T2025_35.pdf)

# Leading Destination for Digital-Focused FDI<sup>1</sup>



Mexico is the leading destination for digital-focused FDI in Latin America, capturing 32% of all project announcements from 2005 to 2024.

Figure 1. Digital FDI Announcements in Latin America (2020–2024, Million USD)



<sup>1/</sup> Comisión Económica para América Latina y el Caribe. (2025). *La Inversión Extranjera Directa en América Latina y el Caribe, 2025*. Naciones Unidas. <https://repositorio.cepal.org/server/api/core/bitstreams/8bf7c3d9-f2f8-4ee2-a4e5-f4e6096a5879/content>

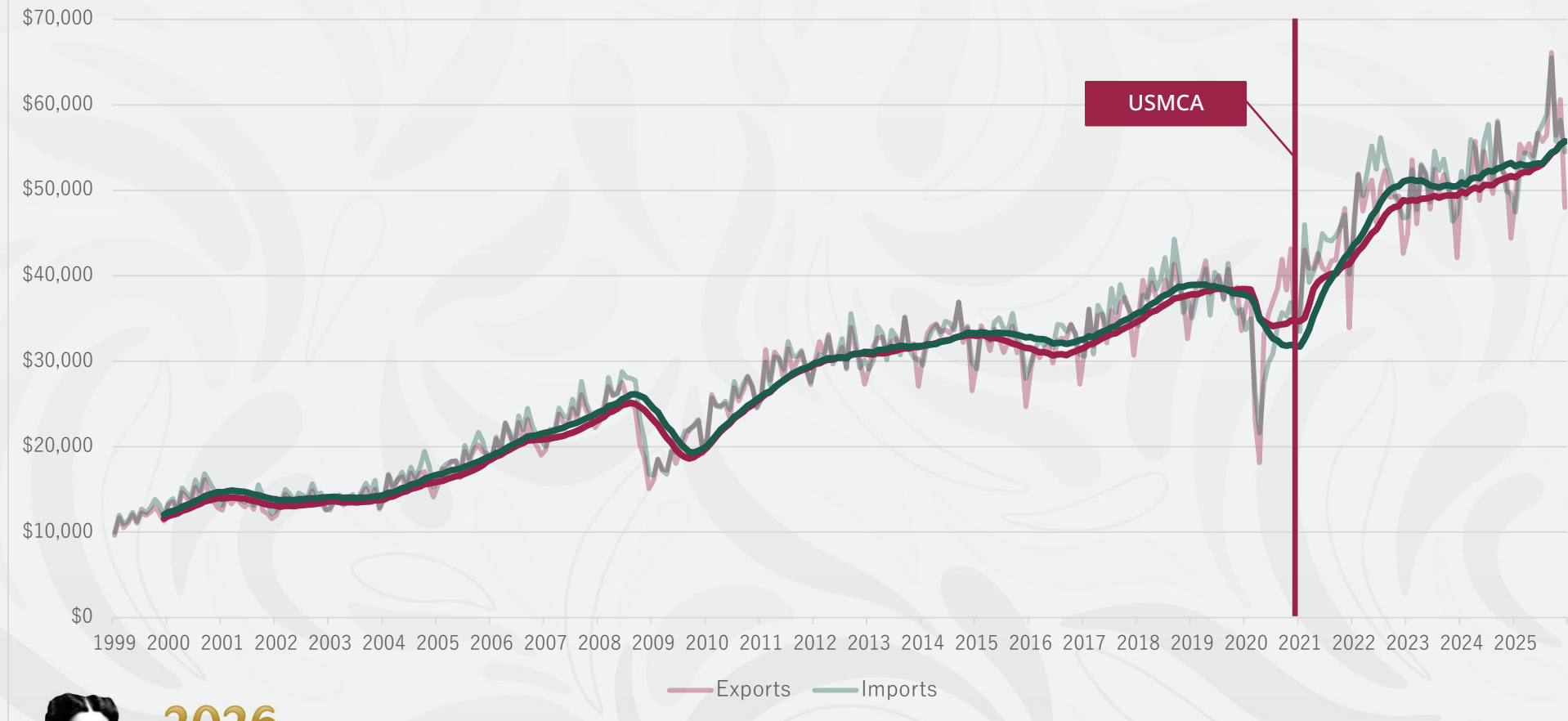


# Mexico is an Exporting Powerhouse...<sup>1</sup>



Figure 1. Trade Balance (January 1999 - January 2026)

(Million USD)



This consistent export growth has positioned Mexico as the **11th-largest exporter worldwide<sup>2</sup>**

**>600**  
Billion USD  
Exports  
(2024)

**>1,000**  
Billion USD  
Total Trade  
(2021 - 2024)

1/ Instituto Nacional de Estadística y Geografía (INEGI). (2026). Resumen de la balanza comercial de mercancías de México. Retrieved March 17, 2026, from <https://www.inegi.org.mx/app/tabulados/default.html?nc=452&idrt=8&opc=t>  
2/ World Trade Organization (WTO). (2026). Global Trade Outlook and Statistics, March 2026. [https://www.wto.org/english/res\\_e/booksp\\_e/gtos0326\\_e.pdf](https://www.wto.org/english/res_e/booksp_e/gtos0326_e.pdf)




2026  
año de  
Margarita  
Maza

# ...and a Leader in Key Sectors



**Automotive<sup>1</sup>**

**4<sup>th</sup>** largest exporter worldwide



**Electronics<sup>1</sup>**

**10<sup>th</sup>** largest exporter worldwide



**Medical Devices<sup>1</sup>**

**4<sup>th</sup>** largest exporter worldwide



**Aerospace<sup>3</sup>**

**12<sup>th</sup>** largest market worldwide



**Agribusiness<sup>2</sup>**

**7<sup>th</sup>** largest exporter worldwide



**Pharmaceutical<sup>4</sup>**

**12<sup>th</sup>** largest market worldwide



**Metal  
mechanics<sup>1</sup>**

**10<sup>th</sup>** largest exporter  
worldwide



**Processed food<sup>5</sup>**

**9 out of 10 leading companies  
have a presence in Mexico**



**2026**  
año de  
**Margarita  
Maza**

1/ Secretaría de Economía. (2024, September 12). *Balance económico 2024: Industria, comercio e inversiones*. <https://www.gob.mx/se/prensa/balance-economico-2024-industria-comercio-e-inversiones?idiom=es>

2/ Secretaría de Agricultura y Desarrollo Rural (SADER). (2023, August 18). *México, estrella productora y exportadora*. <https://www.gob.mx/agricultura/es/articulos/mexico-estrella-productora-y-exportadora>

3/ Federación Mexicana de la Industria Aeroespacial, A.C. (2026). *Conoce la Industria*. Retrieved March 20, 2026, from <https://femiamx.com/#/!-conoce-la-industria-2/>

4/ Canifarma. (2025, December 29). *¿Qué tan importante es la industria farmacéutica para México?* <https://codigof.mx/que-tan-importante-es-la-industria-farmaceutica-para-mexico/>

5/ SADER. (2024, January 19). *Principales exportaciones de México*. <https://www.gob.mx/agricultura/articulos/principales-exportaciones-de-mexico>

# Mexico has Advanced in Global Economic Complexity<sup>1</sup>

Rising from 22<sup>nd</sup> in 1998 to 17<sup>th</sup> in 2023



In 2023, Mexico ranked 17th in the Economic Complexity Index (ECI), positioning itself just below China and the United States and ahead of developed economies such as Finland, Italy, Israel, the Netherlands, France, Denmark, and Spain.

Figure 1. ECI Ranking, 2023 (selection)

ECI Rank (selection)	Country	ECI
1	Singapore	2.52
3	Japan	2.43
6	Germany	2.01
15	United States	1.51
16	China	1.47
<b>17</b>	<b>Mexico</b>	<b>1.41</b>
18	Finland	1.41
19	Italy	1.40
20	Israel	1.36
22	Netherlands	1.29
23	France	1.26
24	Denmark	1.19
34	Spain	0.61



2026  
año de  
Margarita  
Maza

1/ Redacción El Economista. (2025, August 26). Índice de Complejidad Económica de Harvard: México anota su mejor nivel. <https://www.eleconomista.com.mx/economia/indice-complejidad-economica-harvard-mexico-anota-mejor-nivel-20250826-774381.html>

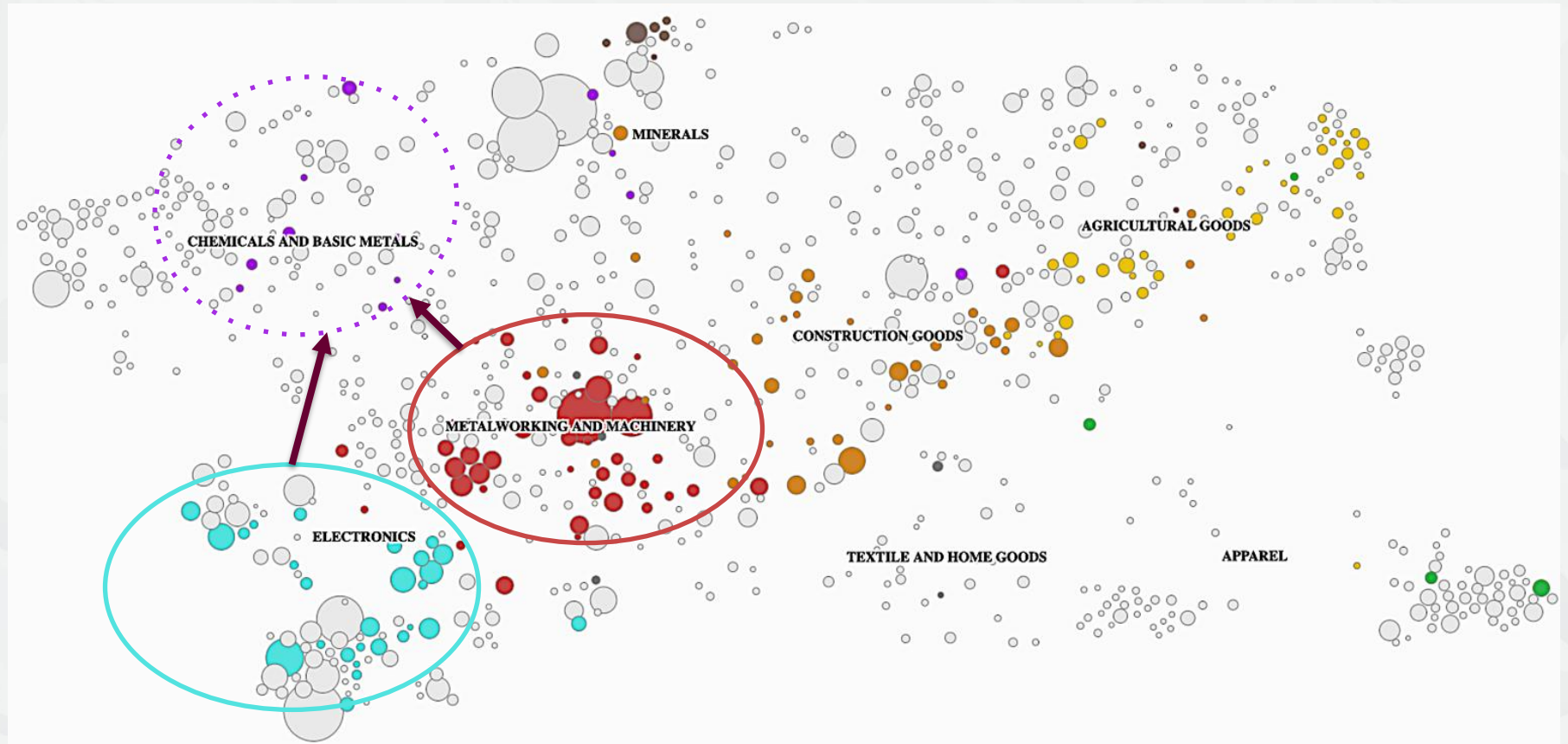
# Jumping from One Sector to Another is Relatively Easy



Mexico's export economy is anchored in **high-complexity clusters** like metalworking and electronics, reflecting a robust industrial base<sup>1</sup>.



Proximity to nearby products in chemicals and pharmaceuticals signals **opportunities to expand into other complex sectors.**



Colored dots represent products where Mexico has a **Revealed Comparative Advantage (RCA > 1)**, showcasing sectors with proven global competitiveness.

<sup>1/</sup> Harvard Growth Lab. (2024). *Mexico in the Product Space, 2024*. <https://atlas.hks.harvard.edu/explore/productspace?exporter=country-484>



2026  
año de  
Margarita  
Maza



## II. Competitive Advantages

---



**2026**  
año de  
**Margarita  
Maza**


# Youthful and Skilled Workforce<sup>1</sup>



10th-most populous country.  
(>130M people)



Over 60 million economically active individuals



Median age of 30 years<sup>2</sup>



Among the top 10 OECD countries for STEM graduates



+175K STEM graduates in 2023  
(+70% in engineering, manufacturing, and construction)

Within OECD, Mexico ranks 1st in technical graduates and 4th in professional graduates.

Out of the 700 technical programs offered at the high school level, 269 focus on STEM disciplines, including aerospace, energy, semiconductors, automotive, artificial intelligence, cybersecurity, and other leading industries.



2026  
año de  
Margarita  
Maza

1/ Secretaría de Economía. (2024). *El Poder del Talento Mexicano: Transformando regiones*. [https://www.gob.mx/cms/uploads/attachment/file/947099/Talento\\_mexicano\\_2da\\_edicion.pdf](https://www.gob.mx/cms/uploads/attachment/file/947099/Talento_mexicano_2da_edicion.pdf)  
2/ CONAPO. (2026). *Explorador Poblacional de México*. Retrieved April 15, 2026, from <https://conapo.segob.gob.mx/work/models/CONAPO/pty23/PP/index.html>  
3/ Presidencia de la República. (2025, July 28). Versión estenográfica: Conferencia de prensa de la presidenta Claudia Sheinbaum Pardo del 28 de julio de 2025. <https://www.gob.mx/presidencia/articulos/version-estenografica-conferencia-de-prensa-de-la-presidenta-claudia-sheinbaum-pardo-del-28-de-julio-de-2025?idiom=es>


# Fueling the Future: Mexico's Innovation in Action



**Energy:** Innovation for the energy transition

Mexico has **50 research centers and laboratories** focused on innovation in industries such as electricity and electronics.

**Semiconductors:** Technological foundation for advanced manufacturing



Institutions like the **National Institute of Astrophysics, Optics and Electronics (INAOE)** and the **Center for Research in Advanced Materials (CIMAV)** lead cutting-edge projects in **semiconductors and advanced materials**.



**Electromobility:** Innovation for the automotive industry.

**Cybersecurity:** Protection of digital and productive infrastructure



The **central-southern and eastern regions** have the highest number of graduates in STEM fields, with **72,456 professionals**, followed by the **western region**, with **35,137**.



# Harnessing Renewable Energies to Drive a Sustainable Future



Mexico aims to reach **45% clean energy by 2030**, including through the installation of 46 GW in new solar and wind projects.<sup>1</sup>



Between 2024 and 2030, Mexico will add 194 transmission projects and 135 distribution projects, including **5,719 km of new transmission lines**, to strengthen its energy infrastructure and support growing demand.<sup>1</sup>



**16%**  
of total capacity added by 2027  
**solar**

Mexico has an annual average solar insolation of approximately 5.5 kWh/m<sup>2</sup>/day, making it one of the countries with the greatest potential for solar energy generation in the world.<sup>2</sup>



**20%**  
of total capacity added by 2027  
**wind**

Mexico possesses exceptional wind resources, particularly in the Isthmus of Tehuantepec, one of the world's windiest regions with average speeds of 8–10 m/s. The country has the potential to double its current installed wind capacity.<sup>3</sup>



**2026**  
año de  
**Margarita Maza**

1/ Ember. (2025). Renewables point the way to Mexico's energy security. <https://ember-energy.org/app/uploads/2025/05/EN-Report-Renewables-Mexicos-energy-security.pdf>

2/ Secretaría de Energía. (2024). Programa de Desarrollo del Sistema Eléctrico Nacional (PRODESEN) 2024-2038. [https://www.cenace.gob.mx/Docs/16\\_MARCOREGULATORIO/Prodecen/20%202024-2038%20Cap%C3%ADtulos%201%20al%206.pdf](https://www.cenace.gob.mx/Docs/16_MARCOREGULATORIO/Prodecen/20%202024-2038%20Cap%C3%ADtulos%201%20al%206.pdf)

3/ Asociación Mexicana de Energía Eólica, "Inicio," accessed January 6, 2025, [https://amdee.org/es\\_es/home-2/](https://amdee.org/es_es/home-2/).

# Robust Infrastructure Network



**118**

Ports and Terminals



**+27,500km**

Railway Network



**+189,000km**

Road Network



**50**

Customs Offices  
(18 with the U.S.)



**80**

Airports  
(65 International)



**2026**  
año de  
**Margarita  
Maza**

# Robust Infrastructure Network<sup>1</sup>



Map 1. Mexico's Port System



Map 2. National Highway Network and Trunk Corridors



2026  
año de  
Margarita  
Maza

1/ Secretaría de Infraestructura, Comunicaciones y Transportes. (2023). Atlas del Sector Infraestructura, Comunicaciones y Transportes 2023. Dirección General de Planeación. <https://www.sct.gob.mx/planeacion/cartografia/atlas-del-sector/>

# Robust Infrastructure Network<sup>1</sup>



### Map 1. Mexico's Airport System



### Map 2. Mexico's Railway System



2026  
año de  
**Margarita  
Maza**

<sup>1</sup> Secretaría de Infraestructura, Comunicaciones y Transportes. (2023). Atlas del Sector Infraestructura, Comunicaciones y Transportes 2023. Dirección General de Planeación. <https://www.sct.gob.mx/planeacion/cartografia/atlas-del-sector/>

# Strengthening Security to Foster Investment Confidence



## Key pillars

Consolidating Mexico's National Guard to ensure law enforcement efficiency

Addressing root causes of violence

Enhancing intelligence and investigation capabilities

Ensuring seamless coordination between federal, state and local authorities

## Objectives

Reducing organized crime and high-impact offenses

Neutralizing violence generators and dismantling criminal networks

Focused attention on high-incidence zones

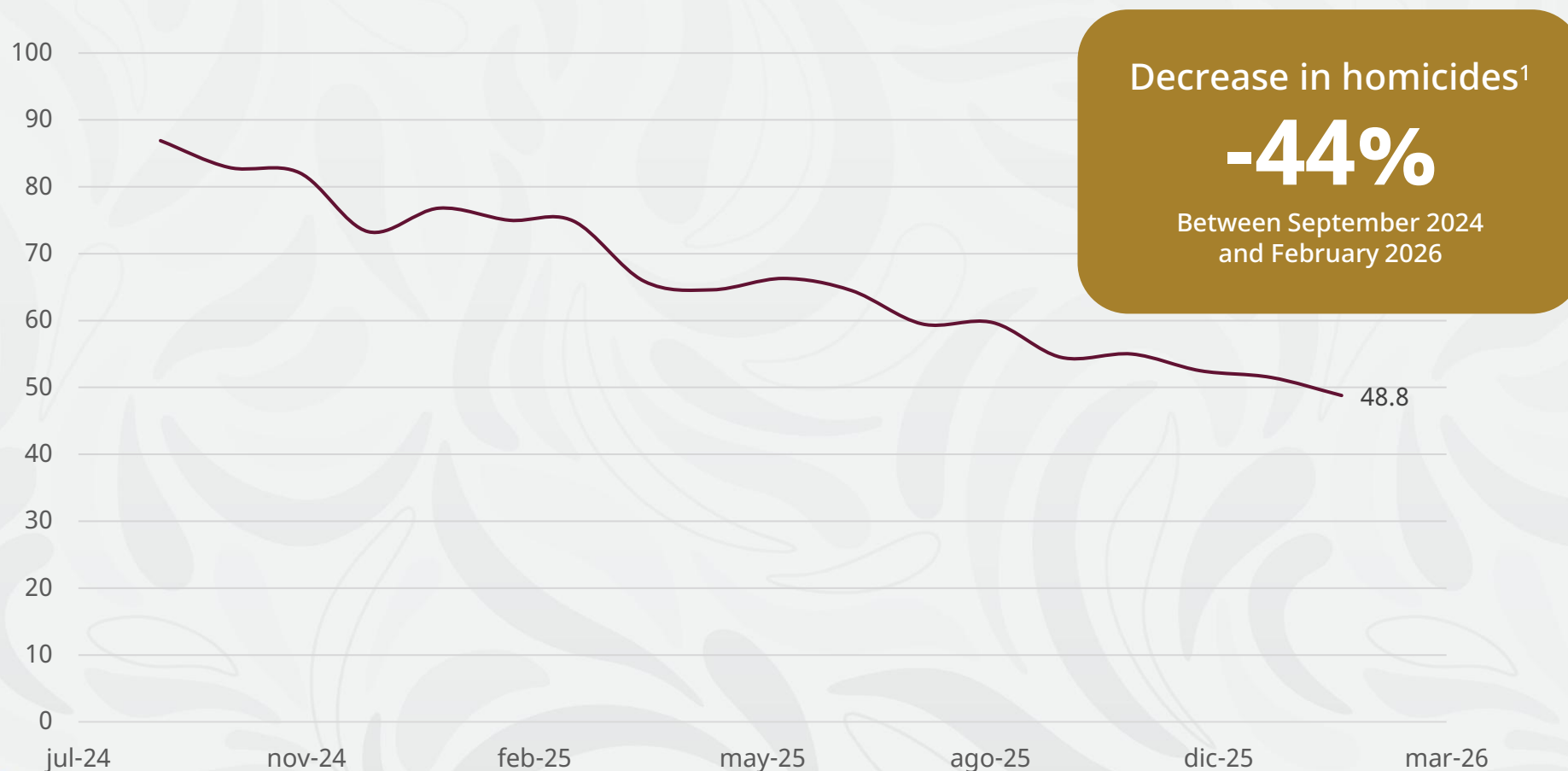
Strengthening actions to apprehend key violence instigators in each region



2026  
año de  
Margarita  
Maza

1/ Presidencia de la República, "Disminuyen 37% los homicidios dolosos de septiembre de 2024 a octubre de 2025; representa 32 homicidios menos diarios", accessed November 11, 2025 <https://www.gob.mx/presidencia/prensa/diminuyen-37-los-homicidios-dolosos-de-septiembre-de-2024-a-octubre-de-2025-representa-32-homicidios-menos-diarios-presidencia?idiom=es>

# Strengthening Security to Foster Investment Confidence



<sup>1/</sup> Presidencia de la República (10 de marzo de 2026). Presidenta Claudia Sheinbaum resalta reducción de 44% en los homicidios dolosos a nivel nacional; representan 38 homicidios diarios menos<sup>\*\*\*</sup>. <https://www.gob.mx/presidencia/prensa/presidenta-claudia-sheinbaum-resalta-reduccion-de-44-en-los-homicidios-dolosos-a-nivel-nacional-representan-38-homicidios-diarios-menos?idiom=es>

# Strengthening Security to Foster Investment Confidence



Changes in the daily average of victims and high-impact crimes at the national level<sup>1</sup>

Feb. 2025 vs. Feb. 2026

**Femicide**

**-11.8%**

(1.86 vs 1.64)

**Intentional injuries caused by firearm discharge**

**-10.8%**

(28.02 vs 24.98)

**Kidnapping for ransom**

**-57.6%**

(2.56 vs 1.08)

**Total violent robberies**

**-21.9%**

(463.81 vs 362.27)

**Violent burglary**

**-12.6%**

(12.29 vs 10.74)

**Violent vehicle theft**

**-31.1%**

(131.95 vs 90.85)

**Violent robbery of a passer-by**

**-16.3%**

(110.56 vs 92.58)

**Violent robbery of a business**

**-21.1%**

(89.49 vs 70.58)

**Robbery of a carrier with violence**

**-24.8%**

(14.88 vs 11.19)



**2026**  
año de  
**Margarita Maza**

<sup>1/</sup> Presidencia de la República (10 de marzo de 2026). Presidenta Claudia Sheinbaum resalta reducción de 44% en los homicidios dolosos a nivel nacional; representan 38 homicidios diarios menos. <https://www.gob.mx/presidencia/prensa/presidenta-claudia-sheinbaum-resalta-reduccion-de-44-en-los-homicidios-dolosos-a-nivel-nacional-representan-38-homicidios-diarios-menos?idiomas>

# Strengthening Security to Foster Investment Confidence



Mexico has implemented various strategies to strengthen security, creating a more stable investment environment:



## Public perception of safety

- Decrease in perceived crime-related insecurity from **73.7% in 2018 to 61.7% in 2024**.<sup>1</sup>
- Downward trend in states with the highest perceived crime-related insecurity.<sup>2</sup>
- As of February 2026, **federal crimes decreased by 53%** when compared to 2018, while **car theft is down 57%**.<sup>3</sup>



## Business security and confidence

- **39% of companies feel safer** than the previous year (vs. 17% in 2023).<sup>4</sup>
- This improvement is related to **increased investments in internal security by the private sector**.<sup>4</sup>



## Strategic security protection

- **80% coverage** of the Tourist Police in Mexico City.<sup>5</sup>
- **217,000 Armed Forces personnel** deployed throughout the country.<sup>3</sup>
- **283,204 National Guard, state and municipal police officers** are reinforcing security in different regions.<sup>6</sup>



## Financial investigation and intelligence

- Creation of the **National System of Investigation and Intelligence** to improve institutional coordination.
- **12 intelligence and investigation units** operating in strategic areas.
- Collaboration between the FIU, FBI, and FinCEN to identify **Business Email Compromise (BEC)** fraud.

1/ ENSU 2018 and 2024, accessed March 31, 2025, <https://www.inegi.org.mx/app/saladeprensa/noticia/9587> and [chrome-extension://efaidnbmninnbpcjpcgldefindmkaj/https://www.inegi.org.mx/contenidos/programas/ensu/doc/ensu2018\\_diciembre\\_presentacion\\_ejecutiva.pdf](https://www.inegi.org.mx/contenidos/programas/ensu/doc/ensu2018_diciembre_presentacion_ejecutiva.pdf)

2/ Presidencia de la República, Informe de Seguridad 25 de marzo de 2025, accessed March 31, 2025, <https://www.gob.mx/presidencia/es/articulos/version-estenografica-conferencia-de-prensa-de-la-presidenta-claudia-sheinbaum-pardo-del-25-de-marzo-de-2025>

3/ Presidencia de la República (10 de marzo de 2026). Versión estenográfica. Conferencia de prensa de la presidenta Claudia Sheinbaum Pardo del 10 de marzo de 2026. <https://www.gob.mx/presidencia/es/articulos/version-estenografica-conferencia-de-prensa-de-la-presidenta-claudia-sheinbaum-pardo-del-10-de-marzo-de-2026?idiom=es>

4/ Sondeo de seguridad Empresarial AMCHAM, accessed March 31, 2025, [https://amcham.org.mx/files/Envios/Eventos24/Sondeo/KitAliados/10o\\_Sondeo\\_de\\_Seguridad\\_Empresarial\\_AMCHAM.pdf](https://amcham.org.mx/files/Envios/Eventos24/Sondeo/KitAliados/10o_Sondeo_de_Seguridad_Empresarial_AMCHAM.pdf)

5/ Comunicado 2940 Policía Turística noviembre 2022, accessed March 31, 2025, <https://www.ssc.cdmx.gob.mx/comunicacion/nota/2940-la-policia-turistica-de-la-ssc-celebro-su-tercer-aniversario-de-brindar-auxilio-visitantes-nacionales-y-extranjeros-en-la-ciudad-de-mexico#:~:text=Asimismo%2C%20destaca%20que%20la%20unidad,la%20ciudad%3A%20centro%2C%20sur%20y>

6/ INEGI (14 de agosto de 2025). *Censo Nacional de Seguridad Pública y Estatal*. [https://www.inegi.org.mx/contenidos/programas/cnspf/2025/doc/cnspf\\_2025\\_resultados\\_ve.pdf](https://www.inegi.org.mx/contenidos/programas/cnspf/2025/doc/cnspf_2025_resultados_ve.pdf)



# Mexico on the Rise: A Confident Choice for Global Investors



Mexico ranks 5th among emerging markets in the 2026 Foreign Direct Investment Confidence Index.<sup>1</sup>

Geographic proximity to the United States and Canada, combined with the benefits of being a USMCA member, places Mexico in a unique position to attract investment.

A robust industrial infrastructure and a wide network of trade agreements that connect Mexico to diverse global regions.

Macroeconomic and political stability

Skilled, young workforce

Strong domestic market



2026  
año de  
Margarita  
Maza

<sup>1/</sup> Kearney. (2026). *The 2026 Kearney FDI Confidence Index: World recalibrating*. <https://www.kenney.com/service/global-business-policy-council/foreign-direct-investment-confidence-index>

# Mexico: A Country Where Business and Quality of Life Coexist



## World Heritage leadership<sup>1</sup>

Mexico is home to 36 UNESCO World Heritage Sites, the highest number in the Americas, encompassing historic city centers, archaeological sites and protected natural areas.

## Extensive coastline and premium beach destinations<sup>2</sup>

With more than 11,000 km of coastline along the Pacific Ocean, the Gulf, and the Caribbean Sea, Mexico offers internationally renowned beach destinations supported by world-class tourism and hospitality infrastructure.

## A dynamic creative ecosystem

Mexico hosts leading international art fairs and contemporary cultural institutions and major sports events, alongside a vibrant music and artistic production scene that positions the creative industries as a key cultural and economic driver.



**2026**  
año de  
**Margarita  
Maza**

1/ UNESCO World Heritage Convention. (2025). *World Heritage List*. Retrieved April 15, 2026, from <https://whc.unesco.org/en/list/>  
2/ Banobras (2026, March). *Why Mexico?* [https://www.proyectosmexico.gob.mx/en/why-mexican-infrastructure/ideal-location-for-business/1000/#\\_ftnref2](https://www.proyectosmexico.gob.mx/en/why-mexican-infrastructure/ideal-location-for-business/1000/#_ftnref2)

# Mexico: Where Business and Lunch Make a Perfect Pairing



## UNESCO-recognized gastronomy <sup>1</sup>

Traditional Mexican cuisine has been on UNESCO's List of Intangible Cultural Heritage since 2010, the world's first cuisine to have received this distinction.

## International culinary excellence <sup>2</sup>

In the 2025 Michelin Guide, Mexico features 181 recommended restaurants, including 23 starred sites, underscoring Mexico's globally recognized culinary sophistication.



1/ Fideicomiso de Riesgo Compartido (2017, November 16). *Día Nacional de la Gastronomía Mexicana, con todo el Sabor del Campo*. <https://www.gob.mx/firco/articulos/dia-nacional-de-la-gastronomia-mexicana-con-todo-el-sabor-del-campo?idiom=es>  
2/ Michelin. (2025, June 4). *Mexico's Culinary Scene shines with five new MICHELIN Stars and a total of 181 restaurants recommended*. <https://www.michelin.com/en/publications/products-and-services/the-michelin-guide-mexico-2025-selection>



## III. Economic Integration

---



**2026**  
año de  
**Margarita  
Maza**

# 30 Bilateral Investment Treaties (BIT) with 31 Countries<sup>1</sup>



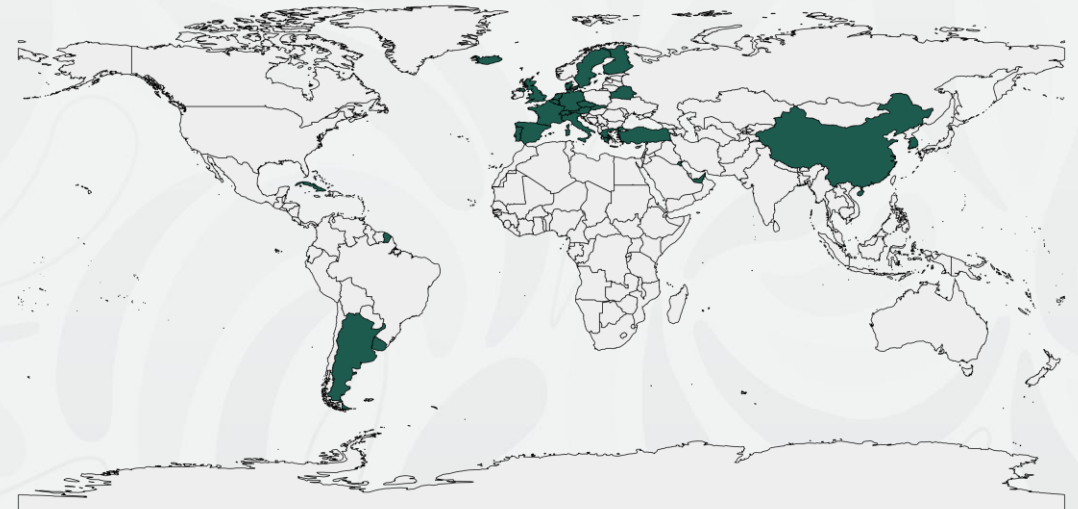
BITs are international treaties designed with the purpose of promoting international investment flows and providing certainty to the operations carried out by foreign investors.

## Key Benefits of BITs

1. Level playing field for competition.
2. Legal protection for investors and investments.
3. Guaranteed control over investments.
4. Investor-State dispute resolution mechanism.

**Mexico has the 3rd-highest number of active BITs in the Americas, leading North America and just behind Chile and Argentina.**

Figure 1. Countries with a BIT with Mexico (2025)



Argentina, Austria, Bahrain, Belarus, Belgium, China, Cuba, Czech Republic, Denmark, Finland, France, Germany, Greece, Hong Kong (China SAR), Iceland, Italy, Kuwait, Luxembourg, Netherlands, Portugal, Singapore, Slovakia, South Korea, Spain, Sweden, Switzerland, Trinidad and Tobago, Turkey, United Arab Emirates, United Kingdom, and Uruguay.

# Mexico's Free Trade Agreements (FTAs)

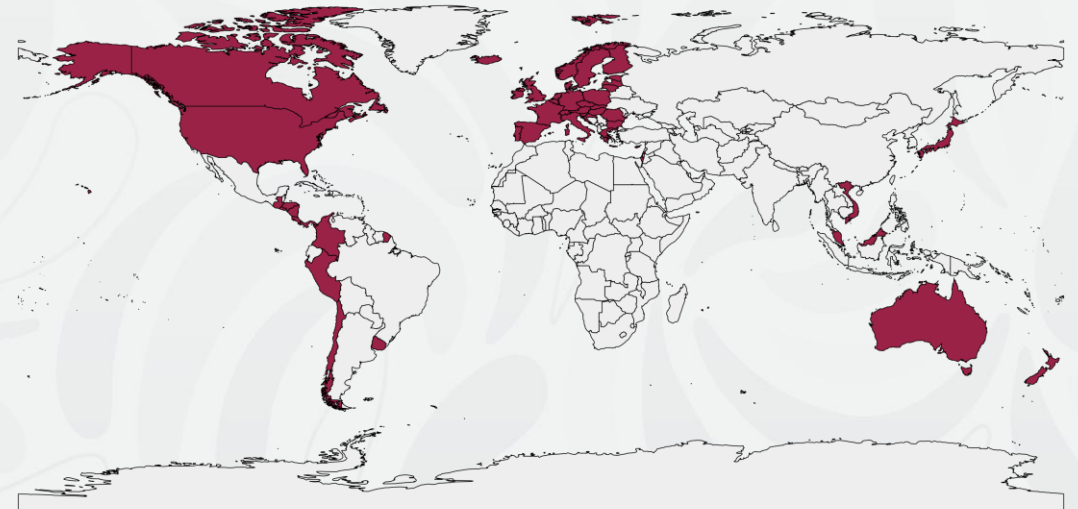


14 free trade agreements providing preferential access to 52 countries<sup>1</sup>

## Key Benefits of FTAs

1. Connects Mexico to broader markets with reduced trade barriers.
2. Enhances competitiveness for Mexican exports.
3. Grants access to a wider variety of products and services.
4. Promotes technology transfer and collaboration across sectors.
5. Strengthens Mexico's role in global value chains.

Figure 1. Countries with FTA with Mexico (2025)



Australia, Austria, Belgium, Brunei Darussalam, Bulgaria, Canada, Chile, Colombia, Costa Rica, Croatia, Cyprus, Czech Republic, Denmark, El Salvador, Estonia, Finland, France, Germany, Greece, Guatemala, Honduras, Hungary, Iceland, Ireland, Israel, Italy, Japan, Latvia, Liechtenstein, Lithuania, Luxembourg, Malaysia, Malta, Netherlands, New Zealand, Nicaragua, Norway, Panama, Peru, Poland, Portugal, Romania, Singapore, Slovakia, Slovenia, Spain, Sweden, Switzerland, United Kingdom, United States, Uruguay, and Vietnam.



<sup>1/</sup> Secretaría de Economía. (2025, February 28). Comercio Exterior, Países con Tratados y Acuerdos firmados con México. <https://www.gob.mx/se/acciones-y-programas/comercio-externior-paises-con-tratados-y-acuerdos-firmados-con-mexico>

# Mexico's Free Trade Agreements (FTAs)

Preferential access to 1.4 billion consumers<sup>1</sup>



## Details for Major FTAs<sup>2</sup>

### USMCA [enforced in 2020] (3 countries)

- \$1.88 trillion USD in trade (2023)<sup>2</sup>
- 512 million consumers

### CPTPP [enforced in 2018] (12 countries across 3 continents)

- \$15 trillion USD in trade (2023)<sup>3</sup>
- 595 million consumers

### EFTA [enforced in 2000] (5 countries)

- \$4.6 billion USD in trade (2023)<sup>4</sup>
- 146 million consumers

### MEXICO-EU FTA [enforced in 2000] (28 countries)

- \$82 billion USD in trade (2024)<sup>5</sup>
- 581 million consumers

1/ World Bank Population Statistics. (2024). <https://data.worldbank.org/indicator/SP.POP.TOTL>

2/ Inclusive, sustainable, and collective growth essential for North America: Juan Ramón de la Fuente. (2024). <https://www.gob.mx/sre/articulos/inclusive-sustainable-and-collective-growth-essential-for-north-america-juan-ramon-de-la-fuente-381731>

3/ CPTPP Portal, Facts and Figures, [https://apfccptppportal.ca/resources/54?utm\\_source](https://apfccptppportal.ca/resources/54?utm_source), accessed January 22, 2026

4/ European Free Trade Association Annual Report 2024. (2025). <https://www.efta.int/sites/default/files/uploads/2025-04/Annual%20Report%202024.pdf>

5/ Factsheet: EU-Mexico Modernised Global Agreement - General Benefits. (2025). [https://policy.trade.ec.europa.eu/eu-trade-relationships-country-and-region/countries-and-regions/mexico/eu-mexico-agreement/factsheet-eu-mexico-modernised-global-agreement-general-benefits\\_en](https://policy.trade.ec.europa.eu/eu-trade-relationships-country-and-region/countries-and-regions/mexico/eu-mexico-agreement/factsheet-eu-mexico-modernised-global-agreement-general-benefits_en)



# The USMCA Heralds a New Era of Trade and Business in North America



Regional value chains in North America are highly integrated and essential to manufacturing. On average, auto parts cross regional borders 8 times before a vehicle is completed.<sup>1</sup>

**\$3** million USD  
traded every  
**minute** in North  
America.<sup>2</sup>



**2026**  
año de  
**Margarita  
Maza**

1/ Industria Nacional de Autopartes. (2025). The other side of the coin. <https://ina.com.mx/wp-content/uploads/2025/02/The-other-side-of-the-coin-V.F.pdf>

2/ Center for Strategic and International Studies, "The USMCA Strategic Initiative," accessed January 6, 2025, <https://www.csis.org/programs/americas-program/usmca-strategic-initiative>

# The USMCA Establishes Innovative Rules to Address 21st-Century Challenges<sup>1</sup>



- Streamlines customs procedures, reducing processing times, increasing transparency, and enhancing cross-border efficiency.
- Facilitates SME access to international markets through digital trade and reduced compliance costs.
- Strengthens labor and environmental standards to ensure sustainable growth and responsible practices.
- Supports integrated regional supply chains in key industries like semiconductors, automotive, and agriculture.
- Establishes a robust framework for data protection, e-commerce, and technology-driven trade.
- Provides a transparent and reliable system for resolving trade disputes.

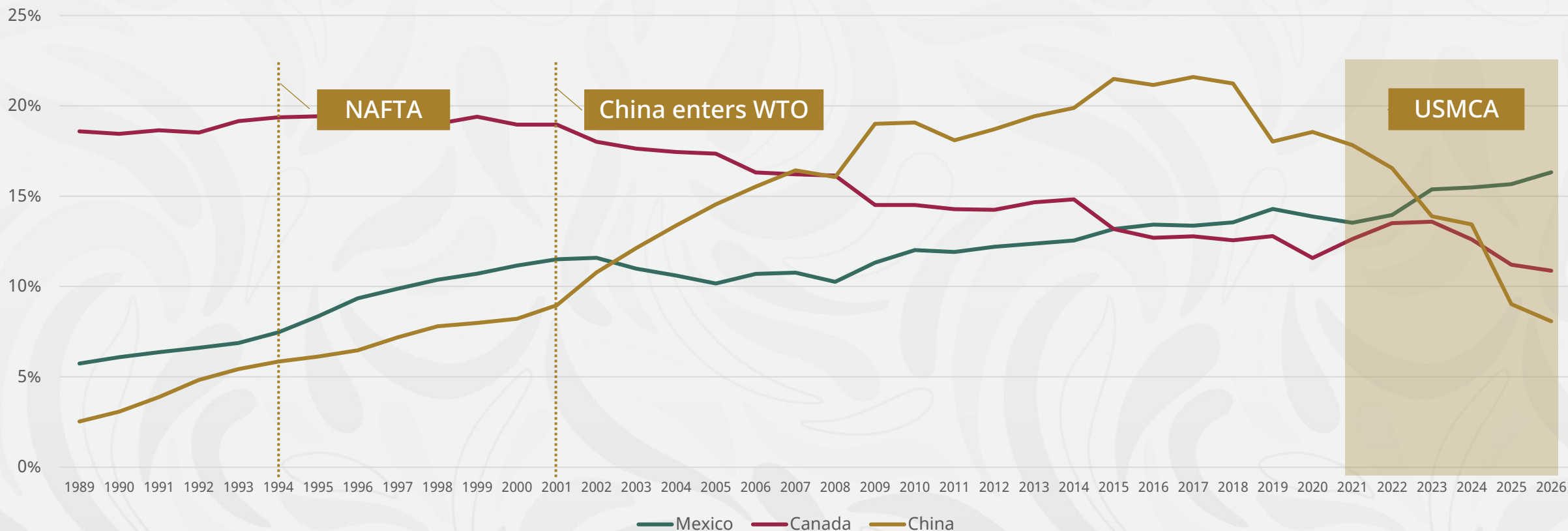


<sup>1/</sup> Center for Strategic and International Studies, "The USMCA Strategic Initiative," accessed January 6, 2025, <https://www.csis.org/programs/americas-program/usmca-strategic-initiative>.

# Mexico is the Top U.S. Import Partner<sup>1</sup>



Figure 1. Market Share of Total US Imports (Top 3 Countries)



<sup>1</sup> U.S. Census Bureau, "Foreign Trade: Data - Historical Series," accessed July ,2025, <https://www.census.gov/foreign-trade/statistics/historical/index.html>



## IV. Plan Mexico

---



**2026**  
año de  
**Margarita  
Maza**

# Plan Mexico: A Roadmap to Industrial Transformation by 2030



- Develop a long-term strategy for regional development.
- Promote nearshoring to attract global supply chains.
- Boost national and regional production through import substitution.
- Relaunch the "Made in Mexico" program.
- Create high-quality jobs in manufacturing and services.
- Strengthen local supply chains with higher value-added contributions.
- Advance regional development through focused industrial and wellbeing hubs.

- Top 10 global economy.
- Over 25% investment-to-GDP ratio by 2025, 28% by 2030.
- 1.5 million jobs in strategic industries.
- 50% of public procurement sourced from Mexican industries, with increased domestic content across key sectors.
- Reduce approval timelines for investment processes from 2.6 years to 1 year by cutting 50% of bureaucratic steps.
- Promoting environmental sustainability through initiatives like water reuse and clean energy adoption.



# Regional Growth Through New Strategic Poles



## Strategic Sectors



Agribusiness	Circular economy
Aerospace	Clean Energy
Automotive and electromobility	Basic metals
Consumer goods	Paper products
Pharmaceuticals and medical devices	Plastics
Semiconductors	Logistics
Energy	Metalworking
Chemicals and petrochemicals	
Textiles and footwear	

### Why these industries?

- Expansion of existing sectors
- New productive activities
- Substitution of industrial imports



# Strategic Poles and Key Industries for Growth



	Development Pole	Sectors
1	Seybaplaya, Campeche	
2	Juarez, Chihuahua	
3	Durango, Durango	
4	Nezahualcoyotl, State of Mexico	
5	Celaya, Guanajuato	
6	Tula, Hidalgo	
7	AIFA, Hidalgo	

	Development Pole	Sectors
8	Morelia, Michoacan	
9	Ciudad Modelo, Puebla	
10	Chetumal, Quintana Roo	
11	Topolobampo, Sinaloa	
12	Altamira, Tamaulipas	
13	Huamantla, Tlaxcala	
14	Tuxpan, Veracruz	

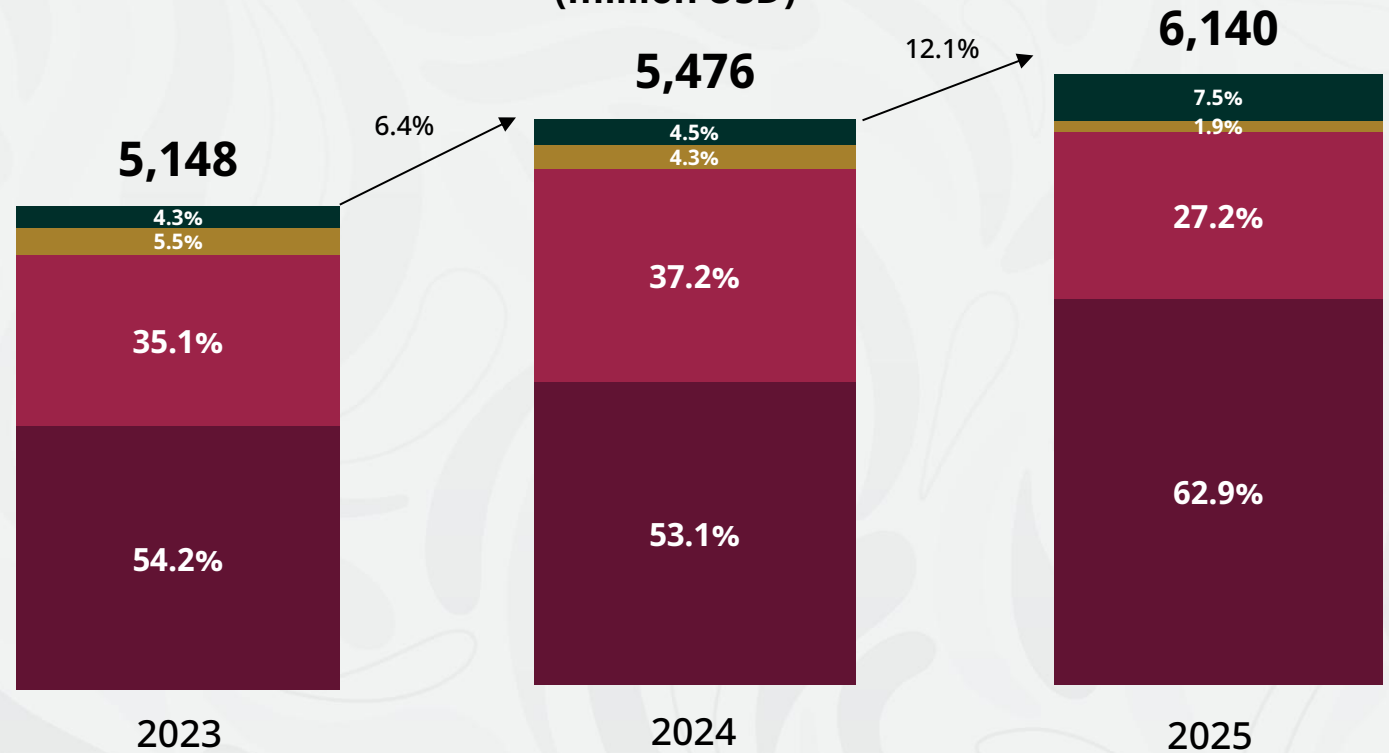
# Investment in Industrial Parks<sup>1</sup>



**103** new industrial parks under construction

Over 21.5 million square meters of identified land, currently in various stages of development.

Figure 1. Investment in Industrial Real Estate (2023–2025) (million USD)



- Investment in the development of new industrial parks, including the construction of facilities within them.
- Investment in the development of existing industrial parks, including the construction of facilities within them.
- Investment in the development and/or construction of new standalone industrial buildings (outside of industrial parks).
- Investment in other development and construction concepts related to industrial real estate.



<sup>1/</sup> AMPIP. (2025, junio). Forjando el futuro: La inversión en parques industriales en México. Asociación Mexicana de Parques Industriales Privados (AMPIP). <https://www.ampip.org.mx/storage/es/AMPIP%20Forjando%20el%20futuro%2016062025.pdf>

# Public Investment Supporting Plan Mexico



Sector	Commitment	Note
<b>Energy</b>	23.4 billion USD for electricity generation, transmission and distribution infrastructure.	Achieve 45% clean energy in the national grid.
<b>Oil &amp; Gas</b>	17.3 billion USD of avg. annual investment.	Boost domestic oil and gas production and expand refining capacity.
<b>Water</b>	+ 1 billion USD for hydrological projects by 2025.	Rehabilitate waterways and modernize irrigation systems for 200,000 hectares of farmland.
<b>Infrastructure</b>	+ 3,000 km of new railways for freight and passenger use.	Enhance connectivity and modernize transportation networks to support economic growth.
<b>Public Housing</b>	25.65 B USD to construct 1 million homes.	Improve access to housing and address the growing demand for affordable living spaces.



# V. Incentives and Development Banking

---



**2026**  
año de  
**Margarita  
Maza**

# A Quick Guide to Mexican Taxes



Tax Jurisdiction	Tax Name	Description	Tax Rate
Federal	Value-Added Tax (IVA)	Flat tax on the sale of goods and services	16%
	Income Tax (ISR) – Individuals	Progressive tax on personal income	1.92%-35%
	Income Tax (ISR) – Industries	Flat tax on corporate profits	30%
	Special Tax on Production and Services (IEPS)	Excise tax on specific goods like alcohol, tobacco, and fuel	Varies by product (8%-50%)
	General Import Tax (IGI)	Tax on imported goods	Varies by product
State	Payroll Tax (ISN)	Tax on salaries paid by employers	Varies by state (1%-3%)
Municipal	Property Tax	Tax on real estate owned by businesses	Varies by municipality
	Rights for Utility Fees	Fees for services like water and waste management	Varies by municipality

# Key Programs Driving Manufacturing Competitiveness: PROSEC



*Aimed at companies manufacturing specific goods, allowing them to import raw materials, machinery, and components with preferential tariffs, regardless of whether the final product is for export or the domestic market.<sup>1</sup>*

**Who is it for:** Manufacturers in key sectors such as automotive, electronics, and aerospace.

**Why it matters:** Enables cost savings on production inputs, boosting profitability and encouraging investment in strategic sectors.

**Key benefits:** Reduced import duties on inputs and machinery.



2026  
año de  
Margarita  
Maza

<sup>1</sup>/ PROSEC <https://www.snice.gob.mx/cs/avi/snice/progfom.prosec.acercade.html>

# Key Programs Driving Manufacturing Competitiveness: IMMEX



*Designed for companies that temporarily import goods to perform industrial or service processes, including manufacturing, transformation, repair, or export activities.<sup>1</sup>*

**Who is it for:** Companies involved in export-focused manufacturing or services.

**Why it matters:** Helps lower operating costs and improve competitiveness for businesses exporting from Mexico.

**Key benefits:**

- **100% exemption from General Import Tax (IGI).**
- Reduced compensatory fees (if applicable).

Mexico is updating its IMMEX Program to launch **IMMEX 4.0**, integrating Value Added Tax (IVA) and Special Tax Certification into a single export manufacturing procedure. This reform cuts new company startup times by 50% and expands eligibility to additional intangible industries.



<sup>1</sup>/ IMMEX Program <https://www.snice.gob.mx/cs/avi/snice/progfom.immex.acercade.html>

# Strategic Tax Incentives for Investment and Nearshoring



## Free Zones: Strategic Border Incentives

Special tax and investment benefits for companies operating near Mexico's northern border with the U.S. and southern border with Guatemala and Belize.

### Key Benefits:

- **50% reduction in Value-Added Tax (IVA) (from 16% to 8%).**
- Tax credit equivalent to one-third of Income Tax (ISR) incurred during the year or in provisional payments.



# Other Incentives under Plan Mexico<sup>1</sup>



## Immediate Investment Deduction for Income Tax (ISR)

- Applies to new fixed assets (excluding furniture, office equipment, combustion engine vehicles, armored vehicles, etc.)
- Must be used for the first time in Mexico
- Must remain in operation for at least 2 years
- Deadline for acquisition: September 30, 2030
- Good-based depreciation percentages: **2025–2026: 41%–91%**  
**2027–2030: 35%–89%**

## Additional 25% Deduction for Income Tax (ISR)

Applicable to increased spending on training of formal employees registered with social security (IMSS) and on innovation project expenses.



2026  
año de  
Margarita  
Maza

1/ Publicado en el Diario Oficial de la Federación (DOF):  
21 de enero de 2025 – Decreto por el que se otorgan estímulos fiscales para apoyar el Plan México  
21 de marzo de 2025 – Lineamientos para la implementación del Decreto

# Development Banking Support for Businesses in Mexico through NAFIN



**nacional financiera**

*Nacional Financiera (NAFIN) is the Mexican government development bank that fosters economic development by providing MSMEs, entrepreneurs, and strategic projects with access to financing and business training services. NAFIN also develops financial markets and serve as a government trustee to promote innovation, productivity, job creation, and regional growth.*

## Financial Services

### Factoring for Suppliers

- Advance on receivables from clients in Mexico or abroad.
- Operated in pesos and dollars with competitive rates.

### NAFIN + States Program

- For businesses with a validation certificate issued by participating state authorities.
- Availability subject to contributions from states.

### Green Business Credit

- For Micro, Small and Medium Enterprises to replace equipment and reduce energy consumption.
- Financing for integrated energy efficiency projects.

### Guarantees

- For public and private sector suppliers to double their bonding capacity and/or reduce collateral requirements.

### Transport Modernization and Mobility

- To acquire new vehicles (light cargo), commercial or utility.

## Training Services

### Financial Education

- Financial tools for saving and investing
- Personal financial planning
- Debit and credit cards
- Digital payment tools
- Balancing family and business finances

### Business Consolidation

- Strategic business capabilities
- My business and access to credit
- Financial factoring for suppliers
- Made in México certificate
- ESG strategies for businesses
- Strategic innovation for business growth

### Entrepreneurship

- Cooperative business models
- Business Plan
- Entrepreneurship after 50 years old
- Empowering artisan entrepreneurs



# Development Banking Support for Businesses in Mexico through BANCOMEXT



## BANCOMEXT

*Banco Nacional de Comercio Exterior (BANCOMEXT) is the Mexican government development bank that promotes foreign trade financing and generates foreign currencies for the country. BANCOMEXT helps exporting companies increase their productive capacity and expand internationally through business trainings and financing programs, guarantees, and other specialized financial services.*

### Financial Services

#### SME or PYMEX® Credit

- Simple credit and revolving credit lines.
- Targeted at SMEs directly or indirectly involved in domestic or foreign trade.

#### Pure Leasing

- Financing for machinery and equipment through periodic tax-deductible lease payments.

#### IMMEX Suppliers

- Financing for companies that supply the maquiladora industry.
- For contracts, purchase orders, or invoices for finished goods.

#### Tourism

- Targeted at SMEs related to tourism and their suppliers, specially those located in tourist destinations.

#### Letters of Credit

- Guarantee payment in international trade transactions by ensuring compliance with agreed conditions before releasing funds.
- Improve trading terms. Global coverage.

#### MujerES Bancomext

- Targeted at women entrepreneurs involved in foreign trade.

#### Export Factoring

- Targeted at Mexican SMEs engaged in export chains.
- Non-recourse financial factoring.

### Training Services

#### Global Trade Strategies

- Export Process
- Export Business Plan
- Global Value Chains
- International E-commerce

#### Corporate Governance

- Family Business Governance
- Building Effective Corporate Governance

#### Financial Management and Operational Efficiency

- Letters of credit
- The role of factoring
- Lean Manufacturing
- Tourism and Hospitality Management

# Streamlined Investment Through Digital Tools: Single Window for Investors (VUI MX)<sup>1</sup>



*Through VUI MX, Mexico follows international best practices to attract investment, boost competitiveness and create a better business climate in our country.*

## VUI MX provides:

1. **Transparency and legal certainty** in rules and procedures
2. **Streamlined processing times** for investors
3. **Support** throughout the investment process

**Step-by-step guide on general procedures by economic sector**

**Provides key information about investing in Mexico**

**Quick response and guidance for all investment setup procedures**



# GatewayMX



GatewayMX is an initiative of Mexico's Ministry of Foreign Affairs, designed to bring together key platforms, tools, and resources that support international investment and trade. It serves as a curated access point for navigating Mexico's dynamic and evolving economic landscape.

Whether you are an investor seeking new markets or a business aiming to expand through trade, GatewayMX offers a centralized guidance, actionable intelligence, and strategic connections to help you make informed decisions and seize opportunities.



# What's next?



## Introductory meeting

Schedule an initial meeting with a Mexican embassy or consulate to present your investment project or to receive information on Mexico's competitive advantages and available tools for foreign investors.

## Investment project form

Based on the information you provide, the embassy or consulate will fill out the *Investment attraction technical form*, which will allow your project to be channeled to the appropriate authorities.

## Follow-up

Once your project information has been submitted, you will receive confirmation that it has been shared with the Foreign Ministry (SRE).

You will then be informed of the next steps and the institutional pathway tailored to your project's profile—taking into account the strategic sector, maturity level, and any logistical, regulatory, or technical considerations.

Depending on your project's characteristics, coordinated actions may include technical follow-up, exploratory missions or site visits, B2B meetings or joint activities with the Ministry of Economy, local authorities, promotion agencies, business chambers, or other relevant stakeholders.





Gobierno de  
**México**

**Relaciones Exteriores**

Secretaría de Relaciones Exteriores

# Mexico: Where Opportunity Meets Prosperity

---

07 April 2026



**2026**  
año de  
**Margarita  
Maza**